

GRANDE PRÉMIO TISSOT DE PORTUGAL

Practice Nr. 3

Classification

10

	Rider	Nation	Team	Motorcycle	Time	Lap	Total	Gap	Top Speed
1	48 Ivan ORTOLÁ	SPA	Angeluss MTA Team	KTM	1'46.971	8	13		242.6
2	99 José Antonio RUEDA	SPA	Red Bull KTM Ajo	KTM	1'47.070	10	13	0.099 0.099	241.6
3	44 David MUÑOZ	SPA	BOE Motorsports	KTM	1'47.072	10	12	0.101 0.002	247.7
4	10 Diogo MOREIRA	BRA	MT Helmets - MSI	KTM	1'47.136	9	10	0.165 0.064	244.3
5	96 Daniel HOLGADO	SPA	Red Bull KTM Tech3	KTM	1'47.169	13	14	0.198 0.033	246.0
6	27 Kaito TOBA	JPN	SIC58 Squadra Corse	HONDA	1'47.216	12	14	0.245 0.047	244.3
7	71 Ayumu SASAKI	JPN	Liqui Moly Husqvarna Intact GP	HUSQVARNA	1'47.244	11	12	0.273 0.028	239.4
8	5 Jaume MASIA	SPA	Leopard Racing	HONDA	1'47.253	12	14	0.282 0.009	243.2
9	6 Ryusei YAMANAKA	JPN	Autosolar GASGAS Aspar M3	GASGAS	1'47.338	10	13	0.367 0.085	243.2
10	80 David ALONSO	COL	Autosolar GASGAS Aspar M3	GASGAS	1'47.379	11	13	0.408 0.041	244.3
11	82 Stefano NEPA	ITA	Angeluss MTA Team	KTM	1'47.434	10	12	0.463 0.055	240.5
12	66 Joel KELSO	AUS	CFMOTO Racing PruestelGP	CFMOTO	1'47.436	11	13	0.465 0.002	244.8
13	38 David SALVADOR	SPA	CIP Green Power	KTM	1'47.452	13	14	0.481 0.016	244.3
14	53 Deniz ÖNCÜ	TUR	Red Bull KTM Ajo	KTM	1'47.542	8	11	0.571 0.090	237.8
15	43 Xavier ARTIGAS	SPA	CFMOTO Racing PruestelGP	CFMOTO	1'47.559	13	13	0.588 0.017	242.6
16	24 Tatsuki SUZUKI	JPN	Leopard Racing	HONDA	1'47.710	11	11	0.739 0.151	244.3
17	54 Riccardo ROSSI	ITA	SIC58 Squadra Corse	HONDA	1'47.726	9	12	0.755 0.016	246.0
18	19 Scott OGDEN	GBR	VisionTrack Racing Team	HONDA	1'47.806	12	12	0.835 0.080	237.8
19	18 Matteo BERTELLE	ITA	Rivacold Snipers Team	HONDA	1'48.040	7	13	1.069 0.234	239.4
20	7 Filippo FARIOLI	ITA	Red Bull KTM Tech3	KTM	1'48.182	13	13	1.211 0.142	239.4
21	95 Collin VEIJER	NED	Liqui Moly Husqvarna Intact GP	HUSQVARNA	1'48.229	8	12	1.258 0.047	241.6
22	64 Mario AJI	INA	Honda Team Asia	HONDA	1'48.372	12	12	1.401 0.143	241.0
23	55 Romano FENATI	ITA	Rivacold Snipers Team	HONDA	1'48.609	5	10	1.638 0.237	235.8
24	63 Syarifuddin AZMAN	MAL	MT Helmets - MSI	KTM	1'48.621	4	12	1.650 0.012	243.2
25	70 Joshua WHATLEY	GBR	VisionTrack Racing Team	HONDA	1'48.757	4	10	1.786 0.136	238.9
26	72 Taiyo FURUSATO	JPN	Honda Team Asia	HONDA	1'48.912	8	9	1.941 0.155	243.2
27	22 Ana CARRASCO	SPA	BOE Motorsports	KTM	1'48.936	9	12	1.965 0.024	240.0
28	20 Lorenzo FELLON	FRA	CIP Green Power	KTM	1'49.471	8	8	2.500 0.535	241.6

Practice condition: Dry

Air: 16°

Humidity: 69%

Ground: 17°

Fastest Lap:	Lap: 8	Ivan ORTOLÁ	1'46.971	154.5 Km/h
Best Race Lap:	2021	Gabriel RODRIGO	1'47.610	153.6 Km/h
All Time Lap Record:	2023	Ivan ORTOLÁ	1'46.971	154.5 Km/h

The results are provisional until the end of the limit for protest and appeals.

Time limit for protest expires 30' after publication of the results - Time:

These data/results cannot be reproduced, stored and/or transmitted in whole or in part by any manner of electronic, mechanical, photocopying, recording, broadcasting or otherwise now known or herein after developed without the previous express consent by the copyright owner, except for reproduction in daily press and regular printed publications on sale to the public within 60 days of the event related to those data/results and always provided that copyright symbol appears together as follows below.

© DORNA, 2023

Official MotoGP Timing by TISSOT
www.motogp.com

Portimão, Saturday, March 25, 2023






GRANDE PRÉMIO TISSOT DE PORTUGAL

Practice Nr. 3

Combined Free Practice Times

11

	Rider	Nation	Team	MOTORCYCLE	P1	P2	P3	Gap
1	48 I.ORTOLÁ	SPA	Angeluss MTA Team	KTM	1'49.103 6	1'47.705 8	1'46.971 8	
2	99 J.RUEDA	SPA	Red Bull KTM Ajo	KTM	1'48.747 14	1'48.333 13	1'47.070 10	0.099 0.099
3	44 D.MUÑOZ	SPA	BOE Motorsports	KTM	1'49.820 5	1'47.510 10	1'47.072 10	0.101 0.002
4	10 D.MOREIRA	BRA	MT Helmets - MSI	KTM	1'48.006 13	1'47.470 9	1'47.136 9	0.165 0.064
5	96 D.HOLGADO	SPA	Red Bull KTM Tech3	KTM	1'48.305 15	1'47.320 10	1'47.169 13	0.198 0.033
6	27 K.TOBA	JPN	SIC58 Squadra Corse	HONDA	1'49.929 8	1'47.748 10	1'47.216 12	0.245 0.047
7	71 A.SASAKI	JPN	Liqui Moly Husqvarna Intact GP HUSQVARNA		1'49.009 11	1'47.665 12	1'47.244 11	0.273 0.028
8	5 J.MASIA	SPA	Leopard Racing	HONDA	1'49.340 11	1'48.188 13	1'47.253 12	0.282 0.009
9	6 R.YAMANAKA	JPN	Autosolar GASGAS Aspar M3	GASGAS	1'48.937 11	1'48.756 13	1'47.338 10	0.367 0.085
10	80 D.ALONSO	COL	Autosolar GASGAS Aspar M3	GASGAS	1'48.400 14	1'48.640 15	1'47.379 11	0.408 0.041
11	82 S.NEPA	ITA	Angeluss MTA Team	KTM	1'48.897 14	1'48.116 8	1'47.434 10	0.463 0.055
12	66 J.KELSO	AUS	CFMOTO Racing PruestelGP	CFMOTO	1'48.801 10	1'47.872 9	1'47.436 11	0.465 0.002
13	38 D.SALVADOR	SPA	CIP Green Power	KTM	1'48.940 10	1'48.700 11	1'47.452 13	0.481 0.016
14	53 D.ÖNCÜ	TUR	Red Bull KTM Ajo	KTM	1'48.584 13	1'48.300 14	1'47.542 8	0.571 0.090
15	43 X.ARTIGAS	SPA	CFMOTO Racing PruestelGP	CFMOTO	1'48.591 15	1'48.188 15	1'47.559 13	0.588 0.017
16	24 T.SUZUKI	JPN	Leopard Racing	HONDA	1'48.941 11	1'48.245 8	1'47.710 11	0.739 0.151
17	54 R.ROSSI	ITA	SIC58 Squadra Corse	HONDA	1'48.899 11	1'47.946 12	1'47.726 9	0.755 0.016
18	19 S.OGDEN	GBR	VisionTrack Racing Team	HONDA	1'49.136 13	1'48.112 9	1'47.806 12	0.835 0.080
19	18 M.BERTELLE	ITA	Rivacold Snipers Team	HONDA	1'49.223 13	1'49.138 7	1'48.040 7	1.069 0.234
20	7 F.FARIOLI	ITA	Red Bull KTM Tech3	KTM	1'49.390 14	1'49.177 15	1'48.182 13	1.211 0.142
21	95 C.VEIJER	NED	Liqui Moly Husqvarna Intact GP HUSQVARNA		1'48.991 14	1'49.128 4	1'48.229 8	1.258 0.047
22	64 M.AJI	INA	Honda Team Asia	HONDA	1'49.104 13	1'48.461 10	1'48.372 12	1.401 0.143
23	55 R.FENATI	ITA	Rivacold Snipers Team	HONDA	1'48.999 11	1'48.939 11	1'48.609 5	1.638 0.237
24	63 S.AZMAN	MAL	MT Helmets - MSI	KTM	1'49.648 13	1'49.168 16	1'48.621 4	1.650 0.012
25	72 T.FURUSATO	JPN	Honda Team Asia	HONDA	1'51.007 14	1'48.668 11	1'48.912 8	1.697 0.047
26	70 J.WHATLEY	GBR	VisionTrack Racing Team	HONDA	1'50.606 11	1'49.201 12	1'48.757 4	1.786 0.089
27	22 A.CARRASCO	SPA	BOE Motorsports	KTM	1'49.090 12	1'50.036 11	1'48.936 9	1.965 0.179
28	20 L.FELLON	FRA	CIP Green Power	KTM	1'50.820 13	1'49.662 10	1'49.471 8	2.500 0.535

Pole Position Record:	2021	Sergio GARCIA	1'47.274	154.1 Km/h
Best Race Lap:	2021	Gabriel RODRIGO	1'47.610	153.6 Km/h
All Time Lap Record:	2023	Ivan ORTOLÁ	1'46.971	154.5 Km/h

The results are provisional until the end of the limit for protest and appeals.

Time limit for protest expires 60' after publication of the results - Time:

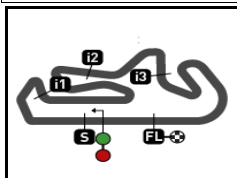
These data/results cannot be reproduced, stored and/or transmitted in whole or in part by any manner of electronic, mechanical, photocopying, recording, broadcasting or otherwise now known or herein after developed without the previous express consent by the copyright owner, except for reproduction in daily press and regular printed publications on sale to the public within 60 days of the event related to those data/results and always provided that copyright symbol appears together as follows below.

© DORNA, 2023

Official MotoGP Timing by TISSOT
www.motogp.com

Portimao, Saturday, March 25, 2023





4592 m.

GRANDE PRÉMIO TISSOT DE PORTUGAL

Practice Nr. 3

Top Speed & Average

12



Rider	Nation	Motorcycle	Top 5 speeds					Average	Top
44 David MUÑOZ	SPA	KTM	247.7	243.7	242.6	242.1	241.6	243.5	247.7
54 Riccardo ROSSI	ITA	HONDA	246.0	243.2	242.6	241.6	240.5	242.8	246.0
96 Daniel HOLGADO	SPA	KTM	246.0	242.1	241.6	239.4	239.4	241.3	246.0
66 Joel KELSO	AUS	CFMOTO	244.8	244.3	243.7	242.6	242.1	243.5	244.8
10 Diogo MOREIRA	BRA	KTM	244.3	244.3	243.7	243.2	243.2	243.7	244.3
24 Tatsuki SUZUKI	JPN	HONDA	244.3	242.6	241.6	238.9	238.9	241.3	244.3
27 Kaito TOBA	JPN	HONDA	244.3	243.2	242.6	242.1	242.1	242.9	244.3
38 David SALVADOR	SPA	KTM	244.3	244.3	243.7	243.2	243.2	243.7	244.3
80 David ALONSO	COL	GASGAS	244.3	243.2	242.1	241.6	240.0	241.9	244.3
5 Jaume MASIA	SPA	HONDA	243.2	241.0	240.0	240.0	239.4	240.7	243.2
6 Ryusei YAMANAKA	JPN	GASGAS	243.2	240.5	240.5	238.4	236.8	239.9	243.2
63 Syarifuddin AZMAN	MAL	KTM	243.2	242.6	241.0	241.0	240.5	241.7	243.2
72 Taiyo FURUSATO	JPN	HONDA	243.2	241.6	235.8	234.7	234.7	238.0	243.2
43 Xavier ARTIGAS	SPA	CFMOTO	242.6	242.1	242.1	237.8	237.3	240.4	242.6
48 Ivan ORTOLÁ	SPA	KTM	242.6	241.6	237.3	236.8	236.3	238.9	242.6
20 Lorenzo FELLON	FRA	KTM	241.6	237.8	237.3	235.2	234.7	237.3	241.6
95 Collin VEIJER	NED	HUSQVARNA	241.6	241.0	240.5	240.5	239.4	240.6	241.6
99 José Antonio RUEDA	SPA	KTM	241.6	241.6	241.6	240.0	240.0	241.0	241.6
64 Mario AJI	INA	HONDA	241.0	240.0	239.4	238.9	238.4	239.5	241.0
82 Stefano NEPA	ITA	KTM	240.5	240.5	240.5	240.0	240.0	240.2	240.5
22 Ana CARRASCO	SPA	KTM	240.0	240.0	237.8	236.8	236.8	238.3	240.0
7 Filippo FARIOLI	ITA	KTM	239.4	238.9	238.4	236.8	233.2	237.3	239.4
18 Matteo BERTELLE	ITA	HONDA	239.4	239.4	239.4	235.8	233.7	237.5	239.4
71 Ayumu SASAKI	JPN	HUSQVARNA	239.4	238.9	238.9	238.4	237.8	238.7	239.4
70 Joshua WHATLEY	GBR	HONDA	238.9	237.3	235.2	234.7	234.2	236.1	238.9
19 Scott OGDEN	GBR	HONDA	237.8	237.8	237.3	236.8	236.3	237.2	237.8
53 Deniz ÖNCÜ	TUR	KTM	237.8	237.3	235.8	235.2	234.7	235.6	237.8
55 Romano FENATI	ITA	HONDA	235.8	233.7	233.7	233.2	233.2	233.9	235.8

These data/results cannot be reproduced, stored and/or transmitted in whole or in part by any manner of electronic, mechanical, photocopying, recording, broadcasting or otherwise now known or herein after developed without the previous express consent by the copyright owner, except for reproduction in daily press and regular printed publications on sale to the public within 60 days of the event related to those data/results and always provided that copyright symbol appears together as follows below.

© DORNA, 2023

Official MotoGP Timing by TISSOT
www.motogp.com



Portimao, Saturday, March 25, 2023



GRANDE PRÉMIO TISSOT DE PORTUGAL

Practice Nr. 3

Chronological Analysis of Performances

13

* Lap / Sector time cancelled T1 Time from finish line to 1st intermediate T3 Time from 2nd intermed. to 3rd intermed.
 P Crossing the finish line in pit lane T2 Time from 1st intermed. to 2nd intermed. T4 Time from 3rd intermediate to finish line

Lap	Lap Time	T1	T2	T3	T4	Speed	Lap	Lap Time	T1	T2	T3	T4	Speed						
1st 48 Ivan ORTOLÁ Angeluss MTA Team SPA Runs=2 Total laps=13 Full laps=10 Valid laps=10							4th 10 Diogo MOREIRA MT Helmets - MSI BRA Runs=2 Total laps=10 Full laps=6 Valid laps=6												
1	3'17.861	14.398	43.442	17.573	39.170		1	3'15.036	13.283	35.404	16.824	35.433							
2	1'48.723	23.407	34.801	16.178	34.337	236.3	2	1'48.656	23.529	34.650	16.163	34.314	239.4						
3	1'49.689	23.746	34.741	16.382	34.820	241.6	3	1'47.923	23.278	34.389	16.234	34.022	242.6						
4	1'48.290	23.303	34.534	16.116	34.337	236.8	4	1'47.937	23.194	34.224	16.154	34.365	243.2						
5	1'48.119	23.201	34.356	16.088	34.474	235.2	5	1'48.289	23.420	34.451	16.203	34.215	244.3						
6	2'07.588 P	23.204	35.624	16.810	51.950	233.2	6	1'49.022	23.328	34.738	16.337	34.619	243.7						
7	8'02.947	16.054	36.868	27.173	53.150		7	2'08.725 P	23.704	35.602	17.008	52.411	236.3						
8	1'46.971	23.001	34.220	15.949	33.801	242.6	8	6'17.825	14.501	34.361	20.478	44.909							
9	1'47.760	22.959	34.437	16.128	34.236	237.3	9	1'47.136	23.292	34.025	16.035	33.784	244.3						
10	1'47.910	23.183	34.383	16.142	34.202	232.7	10	2'12.128 P	26.14*	38.981	16.505	50.494	243.2						
11	1'48.081	23.241	34.460	16.146	34.234	232.7	5th 96 Daniel HOLGADO Red Bull KTM Tech3 SPA Runs=2 Total laps=14 Full laps=11 Valid laps=9												
12	1'49.145	23.462	34.671	16.426	34.586	233.2	1	3'12.532	12.878	36.181	16.903	35.221							
13	1'47.630	23.204	34.283	15.995	34.148	233.2	2	1'49.574	23.670	35.014	16.265	34.625	235.2						
2nd 99 José Antonio RUED Red Bull KTM Ajo SPA Runs=2 Total laps=13 Full laps=10 Valid laps=9							3							1'48.468	23.372	34.650	16.077	34.369	237.8
1	4'03.709	13.988	36.086	16.648	35.899		4	1'48.606	23.261	34.677	16.180	34.488	241.6						
2	1'48.344	23.326	34.506	16.228	34.284	240.0	5	1'48.398	23.286	34.511	16.091	34.510	239.4						
3	1'48.404	23.301	34.629	16.199	34.275	238.9	6	1'53.120	23.522	38.004	16.855	34.739	235.2						
4	1'49.450	23.363	34.733	16.289	35.065	236.8	7	1'48.160	23.241	34.455	16.061	34.403	239.4						
5	1'48.150	23.426	34.373	16.122	34.229	241.6	8	2'09.476 P	26.121	36.367	16.711	50.277	239.4						
6	2'06.062 P	23.798	35.676	16.594	49.994	241.6	9	5'37.442 *	12.815	36.770	16.652	34.733*							
7	7'17.274	13.406	35.213	20.558	44.258		10	1'53.064	23.360	39.073	16.307	34.324	242.1						
8	1'51.944	27.231	34.501	16.020	34.192	236.3	11	1'47.455 *	23.07*	34.218	16.015	34.149	246.0						
9	1'47.123	23.083	33.912	15.916	34.212	241.6	12	1'47.366 *	23.099	34.167*	16.077	34.023	238.4						
10	1'47.070	23.078	34.001	16.041	33.950	239.4	13	1'47.169	23.089	34.002	16.110	33.968	238.9						
11	1'47.096	23.115	33.989	16.009	33.983	238.9	14	1'52.889	23.233	37.585	17.389	34.682	238.4						
12	1'47.580	23.019	34.074	16.195	34.292	240.0	6th 27 Kaito TOBA SIC58 Squadra Corse JPN Runs=2 Total laps=14 Full laps=11 Valid laps=10												
13	1'47.976 *	23.251	34.208*	16.174	34.343	236.3	1	3'12.738	13.010	35.948	16.983	35.131							
3rd 44 David MUÑOZ BOE Motorsports SPA Runs=2 Total laps=12 Full laps=9 Valid laps=8							2							1'49.607 *	23.637	35.018	16.317	34.635*	238.9
1	3'16.570	16.386	37.369	16.876	56.409		3	1'48.716	23.552	34.604	16.113	34.447	242.1						
2	1'48.918	23.579	34.584	16.261	34.494	240.5	4	1'48.282	23.314	34.541	16.103	34.324	243.2						
3	1'48.362	23.263	34.437	16.227	34.435	243.7	5	1'48.320	23.306	34.514	16.182	34.318	244.3						
4	1'52.145	25.253	36.256	16.322	34.314	239.4	6	1'51.724	24.270	36.180	16.504	34.770	241.0						
5	1'47.602	23.238	34.172	16.146	34.046	242.6	7	1'48.823	23.411	34.443	16.259	34.710	237.3						
6	2'08.895 P	23.264	37.263*	16.849	51.519	247.7	8	2'07.128 P	23.440	34.555	16.488	52.645	236.3						
7	9'16.822	14.938	37.673	17.403	40.604		9	5'46.790	13.106	35.247	16.329	34.576							
8	1'50.799	23.064	34.135	16.101	37.499	242.1	10	1'48.412	23.154	34.888	16.125	34.245	238.4						
9	1'47.290 *	22.98*	33.933	16.151	34.218	241.0	11	1'47.540	23.037	34.087	16.022	34.394	242.1						
10	1'47.072	23.156	33.910	16.027	33.979	240.5	12	1'47.216	23.056	34.164	15.941	34.055	242.6						
11	1'47.265	23.068	33.885	16.154	34.158	241.6	13	1'47.364	23.012	34.247	16.036	34.069	241.0						
12	1'54.451	23.134	36.852	19.210	35.255	238.4													

Fastest Lap: Ivan ORTOLÁ Angeluss MTA Team SPA **1'46.971** 23.001 34.220 15.949 33.801

These data/results cannot be reproduced, stored and/or transmitted in whole or in part by any manner of electronic, mechanical, photocopying, recording, broadcasting or otherwise now known or herein after developed without the previous express consent by the copyright owner, except for reproduction in daily press and regular printed publications on sale to the public within 60 days of the event related to those data/results and always provided that copyright symbol appears together as follows below.
 © DORNA, 2023



Practice Nr. 3

Moto3

Lap	Lap Time	T1	T2	T3	T4	Speed	Lap	Lap Time	T1	T2	T3	T4	Speed		
14	1'55.108	23.006	34.280	17.765	40.057	241.0	5	5'12.731	15.182	36.048	16.452	34.454			
7th	71	Ayumu SASAKI					Liqui Moly Husqvarna JPN	6	1'48.798	23.561	34.469	16.077	34.691	243.2	
		Runs=2	Total laps=12	Full laps=8	Valid laps=7		7	2'08.973	P	23.384	34.645	16.290	54.654	237.3	
1	3'46.770	13.478	36.080	16.813	36.984		8	3'52.041	12.661	34.555	15.943	34.235			
2	1'48.976	23.409	34.523	16.368	34.676	239.4	9	1'48.276	23.131	34.720	15.963	34.462	241.6		
3	1'48.902	23.384	34.456	16.371	34.691	235.2	10	1'52.932	*	26.34*	36.110	16.221	34.254	240.0	
4	1'48.707	23.403	34.424	16.353	34.527	234.7	11	1'47.379	23.092	34.297	15.977	34.013	242.1		
5	1'48.405	23.307	34.406	16.247	34.445	235.2	12	1'47.873	23.138	34.347	16.072	34.316	244.3		
6	2'07.117	P	24.369	35.018	16.542	51.188	236.3	13	1'49.728	23.222	35.398	16.556	34.552	240.0	
7	6'49.869	12.875	35.362	16.351	34.601		11th	82	Stefano NEPA					Angeluss MTA Team ITA	
8	1'47.410	23.178	33.942	16.174	34.116	236.8			Runs=2	Total laps=12	Full laps=9	Valid laps=9			
9	1'53.135	27.237	35.176	16.262	34.460	238.4	1	3'20.472	13.156	35.990	16.807	39.403			
10	1'51.529	*	24.46*	35.977*	16.561	34.528	238.9	2	1'49.224	23.576	34.834	16.275	34.539	240.5	
11	1'47.244	23.168	33.864	16.122	34.090	238.9	3	1'48.658	23.433	34.654	16.197	34.374	240.5		
12	2'04.746	P	23.944	34.673	16.383	49.746	237.8	4	1'48.363	23.340	34.494	16.188	34.341	240.5	
8th	5	Jaume MASIA					Leopard Racing SPA	5	1'50.010	23.386	34.902	16.705	35.017	240.0	
		Runs=2	Total laps=14	Full laps=10	Valid laps=7		6	2'07.413	P	23.418	34.447	16.582	52.966	240.0	
1	3'18.195	13.991	35.575	16.520	35.608		7	7'59.117	14.808	36.181	22.537	59.204			
2	1'48.492	23.489	34.562	16.170	34.271	241.0	8	1'48.284	23.691	34.446	16.087	34.060	237.8		
3	1'50.360	*	23.268	35.766	16.422	34.904*	243.2	9	1'50.033	23.255	34.226	16.218	36.334	240.0	
4	1'48.126	23.238	34.358	16.238	34.292	240.0	10	1'47.434	23.181	34.188	16.009	34.056	239.4		
5	1'47.944	23.139	34.326	16.143	34.336	239.4	11	2'07.592	23.226	34.164	16.193	54.009	240.0		
6	2'04.579	P	23.605	37.030	16.698	47.246	238.9	12	1'47.970	23.265	34.299	16.099	34.307	237.3	
7	5'41.502	14.762	36.099	16.834	39.374		12th	66	Joel KELSO					CFMOTO Racing Pru AUS	
8	1'47.798	23.349	34.124	16.111	34.214	232.7			Runs=2	Total laps=13	Full laps=10	Valid laps=9			
9	1'49.700	*	23.657	34.937*	16.276	34.830	234.2	1	3'16.935	15.291	46.586	17.782	39.434		
10	1'54.476	23.054	41.154	16.123	34.145	238.4	2	1'49.228	23.644	34.804	16.246	34.534	242.6		
11	1'48.107	*	22.96*	34.346	16.103	34.697	238.9	3	1'51.208	23.486	34.595	16.423	36.704	243.7	
12	1'47.253	23.059	34.025	16.066	34.103	240.0	4	1'48.018	23.190	34.331	16.235	34.262	242.1		
13	1'55.696	28.587	35.489	16.747	34.873	236.8	5	1'47.842	23.150	34.292	16.129	34.271	244.8		
14	2'02.645	P	24.005	35.750*	16.552	46.338	236.8	6	2'11.685	P	28.368	36.009	16.791	50.517	244.3
9th	6	Ryusei YAMANAKA					Autosolar GASGAS A JPN	7	6'50.477	13.318	35.770	16.323	34.811		
		Runs=3	Total laps=13	Full laps=8	Valid laps=7		8	1'47.778	23.101	34.202	16.102	34.373	236.8		
1	2'55.122	18.054	37.415	16.840	36.059		9	1'49.997	23.187	34.440	16.124	36.246	237.8		
2	1'52.397	25.527	35.314	16.470	35.086	234.2	10	1'48.799	*	23.20*	34.662	16.341	34.589	239.4	
3	1'50.510	23.787	35.215	16.371	35.137	234.2	11	1'47.436	23.071	34.179	16.013	34.173	240.0		
4	2'06.886	P	23.851	35.066	16.421	51.548	234.2	12	1'48.525	23.195	34.388	16.216	34.726	241.6	
5	5'25.895	17.234	35.062	16.278	34.526		13	1'48.637	23.130	34.553	16.265	34.689	238.4		
6	1'49.611	*	23.254	34.507*	16.241	35.609	238.4	13th	38	David SALVADOR					CIP Green Power SPA
7	1'48.244	23.089	34.408	16.043	34.704	240.5			Runs=2	Total laps=14	Full laps=11	Valid laps=10			
8	2'02.972	P	23.839	35.023	16.225	47.885	235.8	1	3'12.999	14.540	42.892	18.156	35.221		
9	4'29.718	16.351	46.319	15.988	34.229		2	1'49.456	23.690	35.089	16.293	34.384	242.6		
10	1'47.338	23.037	34.287	15.947	34.067	240.5	3	1'48.263	23.303	34.581	16.129	34.250	244.3		
11	1'53.254	23.130	34.296	16.375	39.453	243.2	4	1'48.502	23.386	34.574	16.147	34.395	243.2		
12	1'48.504	23.213	34.697	16.166	34.428	235.8	5	1'48.599	23.604	34.488	16.206	34.301	240.5		
13	1'48.209	23.231	34.401	16.099	34.478	236.8	6	1'53.188	23.587	36.902	17.774	34.925	237.8		
10th	80	David ALONSO					Autosolar GASGAS A COL	7	1'48.232	23.203	34.394	16.166	34.469	240.0	
		Runs=3	Total laps=13	Full laps=8	Valid laps=7		8	2'06.593	P	23.351	35.453	16.575	51.214	243.7	
1	3'09.770	19.708	40.474	16.824	45.605		9	5'40.233	*	13.772	36.797	16.548	34.830*		
2	1'50.910	23.959	35.398	16.477	35.076	231.7	10	1'53.173	23.157	39.111	16.383	34.522	242.1		
3	1'49.773	23.791	34.885	16.291	34.806	233.2	11	1'47.665	*	23.03*	34.284	16.053	34.297	243.2	
4	2'05.948	P	24.015	34.915	16.161	50.857	234.2	12	1'47.626	23.136	34.143	16.046	34.301	240.0	
							13	1'47.452	23.226	33.980	16.045	34.201	244.3		

Fastest Lap: Ivan ORTOLÁ Angeluss MTA Team SPA **1'46.971** 23.001 34.220 15.949 33.801

These data/results cannot be reproduced, stored and/or transmitted in whole or in part by any manner of electronic, mechanical, photocopying, recording, broadcasting or otherwise now known or herein after developed without the previous express consent by the copyright owner, except for reproduction in daily press and regular printed publications on sale to the public within 60 days of the event related to those data/results and always provided that copyright symbol appears together as follows below.
© DORNA, 2023

Practice Nr. 3

Moto3

Lap	Lap Time	T1	T2	T3	T4	Speed	Lap	Lap Time	T1	T2	T3	T4	Speed	
14	1'51.069	23.093	36.313	16.440	35.223	242.6	9	1'47.726	23.024	34.293	16.087	34.322	243.2	
14th	53	Deniz ÖNCÜ				Red Bull KTM Ajo	TUR	10	1'47.899	23.313	34.248	16.009	34.329	237.8
		Runs=3	Total laps=11	Full laps=6	Valid laps=6		11	2'08.141	23.121	34.513	16.357	54.150	237.3	
							12	2'15.264	P	24.545	35.989	17.169	57.561	238.4
1	4'03.201	13.633	36.014	16.412	35.123		18th	19	Scott OGDEN				VisionTrack Racing T	GBR
2	1'48.872	23.605	34.540	16.150	34.577	234.7			Runs=3	Total laps=12	Full laps=7	Valid laps=7		
3	1'49.146	23.494	34.615	16.237	34.800	234.7	1	3'12.658	15.114	43.527	17.784	35.688		
4	1'48.471	23.283	34.180	16.271	34.737	237.3	2	1'50.465	23.832	35.482	16.325	34.826	237.8	
5	1'48.227	23.494	34.249	16.058	34.426	234.7	3	1'48.958	23.402	34.759	16.426	34.371	236.3	
6	2'05.848	P	23.771	35.668	16.615	49.794	4	2'05.845	P	23.210	34.482	16.884	51.269	237.3
7	7'18.815	16.534	34.647	21.023	44.610		5	5'13.464	17.083	35.173	16.330	34.502		
8	1'47.542	23.293	34.044	15.986	34.219	237.8	6	1'48.574	23.230	34.425	16.285	34.634	236.8	
9	2'10.968	P	30.457	34.666	16.270	49.575	7	2'04.695	P	23.194	34.390	16.355	50.756	232.7
10	3'32.591	13.545	35.291	16.356	35.850		8	4'31.541	17.440	45.139	16.760	34.938		
11	1'47.735	23.232	34.210	16.042	34.251	234.7	9	1'51.556	23.269	34.539	16.919	36.829	237.8	
15th	43	Xavier ARTIGAS				CFMOTO Racing Pru	SPA	10	1'56.722	23.470	38.420	18.818	36.014	235.8
		Runs=2	Total laps=13	Full laps=10	Valid laps=9		11	1'50.249	23.304	34.603	16.507	35.835	233.2	
1	3'15.806	15.296	44.170	21.715	35.802		12	1'47.806	23.150	34.426	16.079	34.151	235.2	
2	1'49.845	23.710	34.879	16.365	34.891	237.8	19th	18	Matteo BERTELLE				Rivacold Snipers Tea	ITA
3	1'49.234	23.404	34.700	16.517	34.613	242.1			Runs=2	Total laps=13	Full laps=10	Valid laps=8		
4	1'48.514	23.309	34.552	16.159	34.494	242.6	1	2'45.179	15.233	36.825	17.374	38.193		
5	1'51.269	23.386	34.265	16.258	37.360	242.1	2	1'51.015	23.847	35.236	16.768	35.164	227.8	
6	2'09.417	P	23.388	35.055	18.530	52.444	3	1'55.846	24.585	38.353	17.234	35.674	229.7	
7	6'52.637	15.569	35.980	16.370	35.304		4	1'52.664	24.179	36.812	16.658	35.015	229.2	
8	1'47.771	23.327	34.141	16.029	34.274	235.8	5	2'04.106	P	23.591	34.856	16.374	49.285	231.2
9	1'47.639	23.246	34.083	16.022	34.288	236.8	6	7'51.501	14.373	36.175	16.877	39.510		
10	1'48.782	*	23.39*	34.474*	16.311	34.601	7	1'48.040	23.291	34.496	16.159	34.094	239.4	
11	1'48.024	23.247	34.230	16.156	34.391	234.7	8	1'48.751	*	23.528	34.552	16.259	34.412*	239.4
12	1'51.942	23.311	37.489	16.721	34.421	235.8	9	1'48.623	23.202	34.396	16.427	34.598	235.8	
13	1'47.559	23.186	34.182	16.019	34.172	236.3	10	1'55.474	*	28.54*	35.543	16.362	35.023	229.7
16th	24	Tatsuki SUZUKI				Leopard Racing	JPN	11	1'48.471	23.184	34.494	16.219	34.574	239.4
		Runs=2	Total laps=11	Full laps=8	Valid laps=8		12	1'50.090	23.382	35.169	16.523	35.016	233.7	
1	3'19.860	13.269	35.641	16.625	35.169		13	1'54.833	25.528	36.608	16.918	35.779	229.7	
2	1'49.297	23.500	34.868	16.232	34.697	237.8	20th	7	Filippo FARIOLI				Red Bull KTM Tech3	ITA
3	2'08.871	P	25.278	36.001	16.775	50.817			Runs=2	Total laps=13	Full laps=10	Valid laps=8		
4	11'02.180	14.468	36.240	16.896	39.511		1	2'53.764	17.041	35.958	17.060	35.725		
5	1'48.002	23.172	34.300	16.254	34.276	237.8	2	1'50.808	*	23.936	35.166	16.562	35.144*	229.2
6	1'49.675	24.262	35.153	16.151	34.109	236.8	3	1'49.440	23.695	34.758	16.352	34.635	231.7	
7	1'51.533	23.128	34.308	16.193	37.904	242.6	4	1'49.163	23.562	34.598	16.364	34.639	233.2	
8	1'49.516	23.079	34.457	16.197	35.783	244.3	5	1'49.032	23.554	34.711	16.239	34.528	229.7	
9	1'48.108	23.214	34.458	16.159	34.277	238.9	6	1'48.785	23.460	34.619	16.212	34.494	230.7	
10	1'49.723	24.421	34.892	16.175	34.235	241.6	7	2'05.601	P	24.320	34.887	16.717	49.677	230.7
11	1'47.710	23.151	34.324	16.096	34.139	238.9	8	7'48.845	*	12.674	35.550*	16.472	35.055*	
17th	54	Riccardo ROSSI				SIC58 Squadra Corse	ITA	9	1'53.192	23.784	38.698	16.110	34.600	230.7
		Runs=2	Total laps=12	Full laps=8	Valid laps=8		10	1'49.043	*	23.56*	34.671	16.129	34.674	236.8
1	3'17.359	13.939	35.549	16.748	35.328		11	1'49.338	23.176	34.577	17.268	34.317	238.4	
2	1'48.885	23.430	34.810	16.238	34.407	240.5	12	1'48.603	23.409	34.686	16.263	34.245	238.9	
3	1'48.061	23.190	34.490	16.142	34.239	246.0	13	1'48.182	23.256	34.573	16.168	34.185	239.4	
4	1'48.223	23.207	34.433	16.176	34.407	241.6	21st	95	Collin VEIJER				Liqui Moly Husqvarna	NED
5	1'52.726	23.292	34.439	16.766	38.229	236.3			Runs=2	Total laps=12	Full laps=8	Valid laps=7		
6	2'05.990	P	23.136	35.069	16.835	50.950	238.9	1	3'45.855	13.435	35.748	16.774	35.586	
7	8'03.356	14.931	34.740	20.109	45.380		2	1'50.091	23.662	34.974	16.678	34.777	233.2	
8	1'48.156	23.112	34.695	16.102	34.247	242.6								

Fastest Lap: Ivan ORTOLÁ Anqeluss MTA Team SPA 1'46.971 23.001 34.220 15.949 33.801

These data/results cannot be reproduced, stored and/or transmitted in whole or in part by any manner of electronic, mechanical, photocopying, recording, broadcasting or otherwise now known or herein after developed without the previous express consent by the copyright owner, except for reproduction in daily press and regular printed publications on sale to the public within 60 days of the event related to those data/results and always provided that copyright symbol appears together as follows below.
© DORNA, 2023

Practice Nr. 3

Moto3

Lap	Lap Time	T1	T2	T3	T4	Speed	Lap	Lap Time	T1	T2	T3	T4	Speed
3	1'49.184	23.560	34.665	16.380	34.579	239.4	1	3'14.262	14.387	38.763	17.187	55.708	
4	1'48.984	23.424	34.650	16.371	34.539	238.4	2	1'50.394	23.730	35.396	16.362	34.906	234.7
5	2'04.900 P	23.458	34.648	16.446	50.348	238.9	3	1'49.678	23.700	34.656	16.494	34.828	237.3
6	8'49.877	13.133	35.519	16.716	36.080		4	1'48.757	23.592	34.542	16.167	34.456	234.2
7	1'48.679	23.442	34.588	16.235	34.414	241.0	5	2'13.268 P	29.847	35.877	18.003	49.541	238.9
8	1'48.229	23.218	34.405	16.201	34.405	241.6	6	9'46.753	15.791	37.490	19.400	1'00.509	
9	1'55.184 *	24.34*	35.332*	18.855	36.650	238.9	7	1'49.386	23.964	34.602	16.156	34.664	235.2
10	1'49.239	23.205	34.547	16.363	35.124	240.5	8	2'22.985 P	26.380	45.596	18.001	53.008	230.2
11	1'48.277	23.211	34.518	16.206	34.342	240.5	9	3'55.606	14.654	37.416	19.748	35.766	
12	2'21.368 P	23.228	43.588*	21.187	53.365	238.4	10	1'49.969	23.699	34.837	16.349	35.084	229.7

22nd 64 Mario AJI Honda Team Asia INA
Runs=2 Total laps=12 Full laps=9 Valid laps=8

1	3'15.083	16.855	38.130	17.172	54.420	
2	1'50.704	24.007	35.115	16.396	35.186	234.7
3	1'49.165	23.435	34.824	16.290	34.616	239.4
4	1'48.605	23.486	34.611	16.250	34.258	240.0
5	1'49.854	23.499	34.509	16.253	35.593	238.9
6	2'10.261 P	23.569	37.508	16.836	52.348	238.4
7	8'00.135	14.468	34.823	19.679	45.877	
8	1'50.208 *	23.544	35.229*	16.142	35.293	236.8
9	1'54.169	23.442	36.261	17.552	36.914	241.0
10	1'56.604	23.397	38.392	18.321	36.494	235.8
11	1'50.262	23.557	34.492	16.423	35.790	233.7
12	1'48.372	23.235	34.522	16.162	34.453	235.2

26th 72 Taiyo FURUSATO Honda Team Asia JPN
Runs=2 Total laps=9 Full laps=5 Valid laps=5

1	3'24.525	13.556	35.975	16.910	35.546	
2	1'50.394	23.951	34.962	16.541	34.940	234.7
3	1'50.226	23.723	35.096	16.479	34.928	235.8
4	1'52.262	24.614	35.631	16.828	35.189	234.7
5	1'50.430	23.726	34.913	16.667	35.124	233.7
6	2'11.361 P	24.400	37.120	17.679	52.162	233.2
7	7'45.834	14.902	34.989	19.679	45.531	
8	1'48.912	23.386	34.606	16.293	34.627	241.6
9	3'00.232 P	1'04.285	41.801	19.415	54.731	243.2

27th 22 Ana CARRASCO BOE Motorsports SPA
Runs=2 Total laps=12 Full laps=9 Valid laps=9

1	3'46.332	13.805	36.566	16.787	35.554	
2	1'51.026	23.970	35.342	16.624	35.090	236.3
3	1'50.606	23.808	35.157	16.538	35.103	236.8
4	1'56.012	28.263	35.774	16.708	35.267	235.2
5	1'54.906	23.826	35.136	16.812	39.132	234.2
6	2'06.784 P	23.878	35.345	16.612	50.949	236.3
7	7'17.224	16.880	35.941	16.874	1'03.063	
8	1'51.734	24.291	36.570	16.364	34.509	233.7
9	1'48.936	23.573	34.555	16.279	34.529	240.0
10	2'02.470	23.546	34.497	16.925	47.502	237.8
11	1'49.539	23.657	34.703	16.535	34.644	236.8
12	1'49.661	23.588	34.682	16.244	35.147	240.0

23rd 55 Romano FENATI Rivacold Snipers Tea ITA
Runs=3 Total laps=10 Full laps=4 Valid laps=4

1	2'45.591	15.197	36.965	17.087	39.243	
2	1'50.645	23.742	35.103	16.859	34.941	233.7
3	2'09.970 P	27.939	35.899	16.938	49.194	233.2
4	4'21.856	14.406	35.315	16.653	34.711	
5	1'48.609	23.276	34.462	16.271	34.600	233.2
6	1'48.813	23.294	34.517	16.296	34.706	231.7
7	2'07.232 P	25.294	35.748	16.786	49.404	228.3
8	5'42.950	13.656	42.817	16.379	34.531	
9	1'50.978	23.204	35.956	17.043	34.775	235.8
10	2'09.756 P	28.011	36.045	16.946	48.754	233.7

28th 20 Lorenzo FELLON CIP Green Power FRA
Runs=2 Total laps=8 Full laps=5 Valid laps=3

1	3'13.396	14.243	43.781	18.289	35.386	
2	1'50.874 *	23.747	35.336	16.662	35.129*	237.3
3	1'53.069	24.503	36.154	16.428	35.984	235.2
4	1'50.355	23.569	35.321	16.468	34.997	241.6
5	1'53.861 *	25.073	36.051*	17.307	35.430	234.7
6	2'06.625 P	23.976	35.567	17.116	49.966	231.2
7	7'56.043	16.498	36.785	27.230	53.979	
8	1'49.471	23.635	34.920	16.172	34.744	237.8

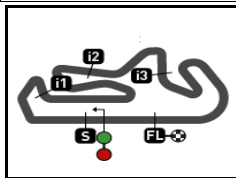
24th 63 Syarifuddin AZMAN MT Helmets - MSI MAL
Runs=3 Total laps=12 Full laps=7 Valid laps=4

1	3'15.227	13.750	35.993	16.865	35.392	
2	1'49.466	23.710	34.963	16.264	34.529	241.0
3	1'49.655 *	23.473	35.146*	16.318	34.718	243.2
4	1'48.621	23.435	34.524	16.217	34.445	241.0
5	1'52.514	23.281	34.578	16.397	38.258	240.0
6	2'06.908 P	23.262	34.831	17.097	51.718	242.6
7	7'59.539	17.414	43.884	18.800	48.037	
8	1'54.801 *	26.85*	35.157*	16.304	36.489	236.8
9	2'06.385 P	23.231	34.537	17.529	51.088	240.5
10	3'13.169 *	17.182	36.702	16.380	34.783*	
11	1'49.523 *	23.77*	34.838	16.256	34.654	237.3
12	1'49.165	23.531	34.688	16.260	34.686	237.8

25th 70 Joshua WHATLEY VisionTrack Racing T GBR
Runs=3 Total laps=10 Full laps=5 Valid laps=5

Fastest Lap: Ivan ORTOLÁ Anqeluss MTA Team SPA 1'46.971 23.001 34.220 15.949 33.801

These data/results cannot be reproduced, stored and/or transmitted in whole or in part by any manner of electronic, mechanical, photocopying, recording, broadcasting or otherwise now known or herein after developed without the previous express consent by the copyright owner, except for reproduction in daily press and regular printed publications on sale to the public within 60 days of the event related to those data/results and always provided that copyright symbol appears together as follows below.
© DORNA, 2023



4592 m.

GRANDE PRÉMIO TISSOT DE PORTUGAL

Practice Nr. 3

Best Partial Times

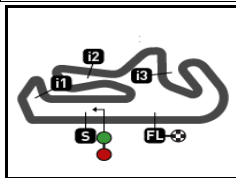
Moto3™

IT Ideal Lap Time, sum of the best partial times

BT Best Lap Time

T1		T2		T3		T4				IT		BT
Pos	Rider	Time	Rider	Time	Rider	Time	Rider	Time	Pos	Rider	IT	BT
11.	ORTOLÁ	22.959	A.SASAKI	33.864	J.RUEDA	15.916	D.MOREIRA	33.784	1	J.RUEDA	1'46.797	1'47.070 (2)
2	K.TOBA	23.006	D.MUÑOZ	33.885	K.TOBA	15.941	I.ORTOLÁ	33.801	2	I.ORTOLÁ	1'46.929	1'46.971 (1)
3	J.RUEDA	23.019	J.RUEDA	33.912	D.ALONSO	15.943	J.RUEDA	33.950	3	D.MUÑOZ	1'46.955	1'47.072 (3)
4	R.ROSSI	23.024	D.SALVADOR	33.980	R.YAMANAKA	15.947	D.HOLGADO	33.968	4	D.MOREIRA	1'47.038	1'47.136 (4)
5	R.YAMANAKA	23.037	D.HOLGADO	34.002	I.ORTOLÁ	15.949	D.MUÑOZ	33.979	5	D.HOLGADO	1'47.074	1'47.169 (5)
6	J.MASIA	23.054	J.MASIA	34.025	D.ÖNCÜ	15.986	D.ALONSO	34.013	6	K.TOBA	1'47.089	1'47.216 (6)
7	D.MUÑOZ	23.064	D.MOREIRA	34.025	R.ROSSI	16.009	K.TOBA	34.055	7	A.SASAKI	1'47.244	1'47.244 (7)
8	J.KELSO	23.071	D.ÖNCÜ	34.044	S.NEPA	16.009	S.NEPA	34.056	8	J.MASIA	1'47.248	1'47.253 (8)
9	T.SUZUKI	23.079	X.ARTIGAS	34.083	J.KELSO	16.013	R.YAMANAKA	34.067	9	D.SALVADOR	1'47.319	1'47.452 (13)
10	D.HOLGADO	23.089	K.TOBA	34.087	D.HOLGADO	16.015	A.SASAKI	34.090	10	R.YAMANAKA	1'47.338	1'47.338 (9)
11	D.ALONSO	23.092	S.NEPA	34.164	X.ARTIGAS	16.019	M.BERTELLE	34.094	11	D.ALONSO	1'47.345	1'47.379 (10)
12	D.SALVADOR	23.093	J.KELSO	34.179	D.MUÑOZ	16.027	J.MASIA	34.103	12	S.NEPA	1'47.410	1'47.434 (11)
13	S.OGDEN	23.150	I.ORTOLÁ	34.220	D.MOREIRA	16.035	T.SUZUKI	34.109	13	J.KELSO	1'47.436	1'47.436 (12)
14	A.SASAKI	23.168	R.ROSSI	34.248	D.SALVADOR	16.045	S.OGDEN	34.151	14	X.ARTIGAS	1'47.460	1'47.559 (15)
15	F.FARIOLI	23.176	R.YAMANAKA	34.287	J.MASIA	16.066	X.ARTIGAS	34.172	15	D.ÖNCÜ	1'47.481	1'47.542 (14)
16	S.NEPA	23.181	D.ALONSO	34.297	S.OGDEN	16.079	J.KELSO	34.173	16	R.ROSSI	1'47.520	1'47.726 (17)
17	M.BERTELLE	23.184	T.SUZUKI	34.300	T.SUZUKI	16.096	F.FARIOLI	34.185	17	T.SUZUKI	1'47.584	1'47.710 (16)
18	X.ARTIGAS	23.186	S.OGDEN	34.390	F.FARIOLI	16.110	D.SALVADOR	34.201	18	S.OGDEN	1'47.770	1'47.806 (18)
19	D.MOREIRA	23.194	M.BERTELLE	34.396	A.SASAKI	16.122	D.ÖNCÜ	34.219	19	M.BERTELLE	1'47.833	1'48.040 (19)
20	R.FENATI	23.204	C.VEIJER	34.405	M.AJI	16.142	R.ROSSI	34.239	20	F.FARIOLI	1'48.044	1'48.182 (20)
21	C.VEIJER	23.205	R.FENATI	34.462	J.WHATLEY	16.156	M.AJI	34.258	21	M.AJI	1'48.127	1'48.372 (22)
22	S.AZMAN	23.231	M.AJI	34.492	M.BERTELLE	16.159	C.VEIJER	34.342	22	C.VEIJER	1'48.153	1'48.229 (21)
23	D.ÖNCÜ	23.232	A.CARRASCO	34.497	L.FELLON	16.172	S.AZMAN	34.445	23	S.AZMAN	1'48.417	1'48.621 (24)
24	M.AJI	23.235	S.AZMAN	34.524	C.VEIJER	16.201	J.WHATLEY	34.456	24	R.FENATI	1'48.468	1'48.609 (23)

These data/results cannot be reproduced, stored and/or transmitted in whole or in part by any manner of electronic, mechanical, photocopying, recording, broadcasting or otherwise now known or herein after developed without the previous express consent by the copyright owner, except for reproduction in daily press and regular printed publications on sale to the public within 60 days of the event related to those data/results and always provided that copyright symbol appears together as follows below.
© DORNA, 2023



4592 m.

GRANDE PRÉMIO TISSOT DE PORTUGAL

Practice Nr. 3

Best Partial Times

Moto3™

IT Ideal Lap Time, sum of the best partial times

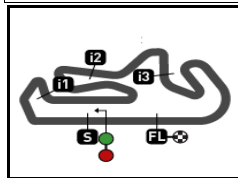
BT Best Lap Time

T1		T2		T3		T4				<i>IT</i>	<i>BT</i>	
<i>Pos</i>	<i>Rider</i>	<i>Time</i>	<i>Rider</i>	<i>Time</i>	<i>Rider</i>	<i>Time</i>	<i>Rider</i>	<i>Time</i>	<i>Pos</i>	<i>Rider</i>		
25	T.FURUSATO	23.386	J.WHATLEY	34.542	S.AZMAN	16.217	A.CARRASCO	34.509	25	J.WHATLEY	1'48.746	1'48.757 (25)
26	A.CARRASCO	23.546	F.FARIOLI	34.573	A.CARRASCO	16.244	R.FENATI	34.531	26	A.CARRASCO	1'48.796	1'48.936 (27)
27	L.FELLON	23.569	T.FURUSATO	34.606	R.FENATI	16.271	T.FURUSATO	34.627	27	T.FURUSATO	1'48.912	1'48.912 (26)
28	J.WHATLEY	23.592	L.FELLON	34.920	T.FURUSATO	16.293	L.FELLON	34.744	28	L.FELLON	1'49.405	1'49.471 (28)

These data/results cannot be reproduced, stored and/or transmitted in whole or in part by any manner of electronic, mechanical, photocopying, recording, broadcasting or otherwise now known or herein after developed without the previous express consent by the copyright owner, except for reproduction in daily press and regular printed publications on sale to the public within 60 days of the event related to those data/results and always provided that copyright symbol appears together as follows below.
© DORNA, 2023

Official MotoGP Timing by **TISSOT**
www.motogp.com






4592 m.

GRANDE PRÉMIO TISSOT DE PORTUGAL

Practice Nr. 3

Fastest Laps Sequence

Moto3™

<i>Practice Time</i>	 <i>Rider</i>	<i>Nation</i>	<i>Motorcycle</i>	<i>Time</i>	<i>Km/h</i>	<i>Rider's Lap</i>
4'36.194	18 Matteo BERTELLE	ITA	HONDA	1'51.015	148.9	2
4'36.236	55 Romano FENATI	ITA	HONDA	1'50.645	149.4	2
5'02.106	96 Daniel HOLGADO	SPA	KTM	1'49.574	150.8	2
5'02.455	38 David SALVADOR	SPA	KTM	1'49.456	151.0	2
5'03.692	10 Diogo MOREIRA	BRA	KTM	1'48.656	152.1	2
5'06.687	5 Jaume MASIA	SPA	HONDA	1'48.492	152.3	2
5'52.053	99 José Antonio RUEDA	SPA	KTM	1'48.344	152.5	2
6'50.718	38 David SALVADOR	SPA	KTM	1'48.263	152.6	3
6'51.615	10 Diogo MOREIRA	BRA	KTM	1'47.923	153.1	3
10'33.231	66 Joel KELSO	AUS	CFMOTO	1'47.842	153.2	5
10'33.597	44 David MUÑOZ	SPA	KTM	1'47.602	153.6	5
21'46.156	71 Ayumu SASAKI	JPN	HUSQVARNA	1'47.410	153.9	8
22'30.188	48 Ivan ORTOLÁ	SPA	KTM	1'46.971	154.5	8

These data/results cannot be reproduced, stored and/or transmitted in whole or in part by any manner of electronic, mechanical, photocopying, recording, broadcasting or otherwise now known or herein after developed without the previous express consent by the copyright owner, except for reproduction in daily press and regular printed publications on sale to the public within 60 days of the event related to those data/results and always provided that copyright symbol appears together as follows below.

© DORNA, 2023

Official MotoGP Timing by TISSOT
www.motogp.com

Portimao, Saturday, March 25, 2023

